

# KLINKER SELECTION



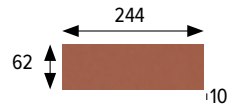
**GRES ARAGÓN**



I colori sono indicativi. Colors are just indicative.

**PIASTRELLA 6x25\* 2.4x9.8" • TILE 6x25\* 2.4x9.8"** ———  
 62x244x10 mm 2.4x9.6x0.4 "

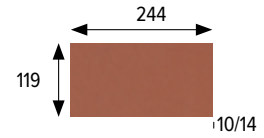
Rojo Cod. **903840** MC427  
 Blanco Cod. **903841** MC427  
 Gris Cod. **903842** MC427



\* Ottenuto da una piastrella 12x25 4.7x9.8" pre marcata.  
 \* It is obtained from 12x25 4.7x9.8" premarked tile.

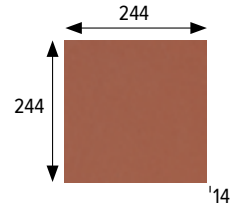
**PIASTRELLA 12x25 4.7x9.8" • TILE 12x25 4.7x9.8"** ———  
 119x244x10/14 mm 4.7x9.6x0.4/0.5 "

10 mm  
 Rojo Cod. **904139** MC410  
 14 mm  
 Rojo Cod. **901583** MC410  
 Blanco Cod. **901587** MC410  
 Gris Cod. **901589** MC410



**PIASTRELLA 25x25 9.8x9.8" • TILE 25x25 9.8x9.8"** ———  
 244x244x14 mm 9.6x9.6x0.5 "

Rojo Cod. **902635** MC410  
 Blanco Cod. **902675** MC410  
 Gris Cod. **902799** MC410



COTTO ROJO 25x25 9.8x9.8"




◀ Scheda tecnica  
Technical data sheet

# Cotto

Natural  
Natural tiles

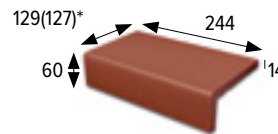
## Pezzi speciali Special pieces

**Gradino arrotondato 25** Rounded stair-tread 25  
244x330x18 mm



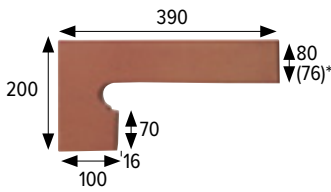
Rojo Cod. **902636** PZ185  
Blanco Cod. **902676** PZ185  
Gris Cod. **902802** PZ185

**Elemento a L** Unequal edge  
244x129(127)x60x14 mm



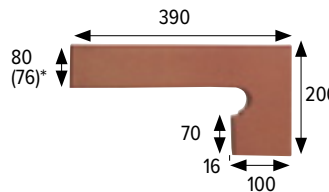
Rojo Cod. **901590** PZ115  
Blanco Cod. **901591** PZ115  
Gris Cod. **901592** PZ115

**Zoccolino sinistro** Rounded string left side  
390x80/200x100x16 mm




Rojo Cod. **902648** PZ120  
Blanco Cod. **902679** PZ120  
Gris Cod. **902804** PZ120

**Zoccolino destro** Rounded string right side  
390x80/200x100x16 mm



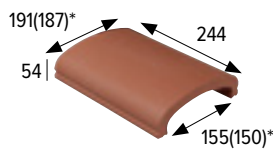
Rojo Cod. **902649** PZ120  
Blanco Cod. **902680** PZ120  
Gris Cod. **902805** PZ120

**Battiscopa 25** Skirting board 25  
244x80(76)x14 mm



Rojo Cod. **902637** ML120  
Blanco Cod. **902677** ML120  
Gris Cod. **902807** ML120

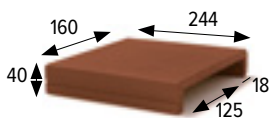
**Corrimano arrotondato** Handrail  
244x191(187)x54 mm



Rojo Cod. **902699** PZ175  
Blanco Cod. **902681** PZ175  
Gris Cod. **902808** PZ175

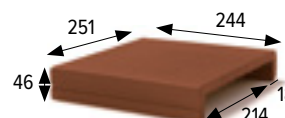
(\*)Tra parentesi le misure speciali del colore Rojo.  
(\*) In brackets special sizes for Rojo color.

**Corrimano int. 12,5** Handrail int. 12,5  
244x160x40x18 mm




Rojo Cod. **902742** PZ145  
Blanco Cod. **902743** PZ145  
Gris Cod. **902809** PZ145

**Corrimano int. 21,5** Handrail int. 21,5  
244x251x46x18 mm



Rojo Cod. **902745** PZ180  
Blanco Cod. **902746** PZ180  
Gris Cod. **902810** PZ180



NATURAL

I colori sono indicativi. Colors are just indicative.

**PIASTRELLA 6x25\*** 2.4x9.8" • TILE 6x25\* 2.4x9.8" ———  
62x244x10 mm 2.4x9.6x0.4 "

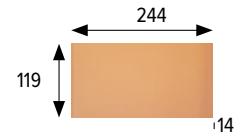
Natural Cod. **902878** MC415



\* Ottenuto da una piastrella 12x25 4.7x9.8" pre marcata.  
\* It is obtained from 12x25 4.7x9.8" premarked tile.

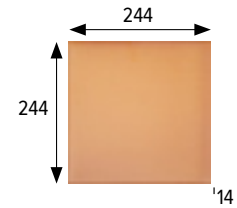
**PIASTRELLA 12x25** 4.7x9.8" • TILE 12x25 4.7x9.8" ———  
119x244x14 mm 4.7x9.6x0.5 "

Natural Cod. **900013** MC415



**PIASTRELLA 25x25** 9.8x9.8" • TILE 25x25 9.8x9.8" ———  
244x244x14 mm 9.6x9.6x0.5 "

Natural Cod. **900005** MC390






◀ Scheda tecnica  
Technical data sheet

# Natural

Natural tiles

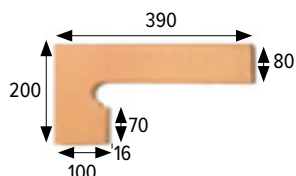
## Pezzi speciali Special pieces

**Gradino arrotondato 25** Rounded stair-tread 25  
244x330x18 mm



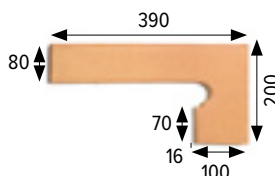
Natural Cod. **900024** PZ180

**Zoccolino arrotondato sinistro** Rounded string left side  
390x80/200x100x16 mm



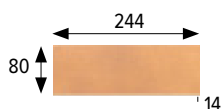
Natural Cod. **900034** PZ100

**Zoccolino arrotondato destro** Rounded string right side  
390x80/200x100x16 mm




Natural Cod. **900456** PZ100

**Battiscopa 25** Skirting board 25  
244x80x14 mm



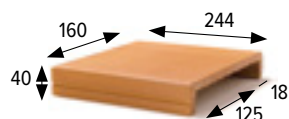
Natural Cod. **900030** ML100

**Elemento a L** Unequal edge  
244x128x60x14 mm




Natural Cod. **900037** PZ100

**Corrimano int. 12,5** Handrail int. 12,5  
244x160x40x18 mm



Natural Cod. **900017** PZ145

**Corrimano int. 21,5** Handrail int. 21,5  
244x251x46x18 mm



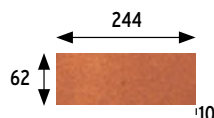
Natural Cod. **900007** PZ180



I colori sono indicativi. Colors are just indicative.

**PIASTRELLA 6x25\* 2.4x9.8" • TILE 6x25\* 2.4x9.8"**  
 62x244x10 mm 2.4x9.6x0.4"

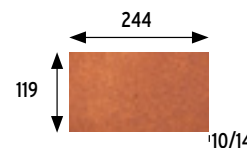
Pisa Cod. **903553** MC480



**PIASTRELLA 12x25 4.7x9.8" • TILE 12x25 4.7x9.8"**  
 119x244x10/14 mm 4.7x9.6x0.4/0.5"

10 mm  
 Pisa Cod. **904140** MC425


14 mm  
 Pisa Cod. **901611** MC425



\* Ottenuto da una piastrella 12x25 4.7x9.8" pre marcata.  
 \* It is obtained from 12x25 4.7x9.8" premarked tile.

**PIASTRELLA 25x25 9.8x9.8" • TILE 25x25 9.8x9.8"**  
 244x244x14 mm 9.6x9.6x0.5"

Pisa Cod. **901610** MC425



PISA 25x25 9.8x9.8"



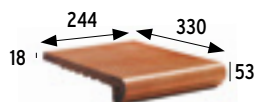
◀ Scheda tecnica  
Technical data sheet

**Pisa**  
Smaltato  
Glazed tiles

## Pezzi speciali Special pieces


**Gradino arrotondato 25** Rounded stair-tread 25  
244x330x18 mm

Pisa Cod. **901612** PZ220



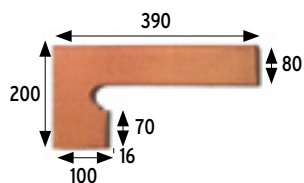
**Battiscopa 25** Skirting board 25  
244x80x14 mm

Pisa Cod. **901615** ML150



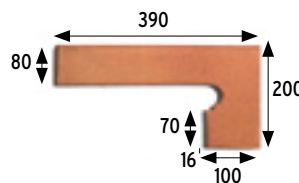
**Zoccolino sinistro** String left side  
390x80/200x100x16 mm

Pisa Cod. **901613** PZ160




**Zoccolino destro** String right side  
390x80/200x100x16 mm

Pisa Cod. **901614** PZ160



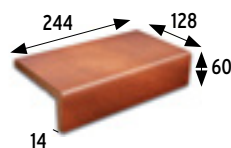
**Corrimano 15,5** Handrail 15,5  
244x191x40x18 mm

Pisa Cod. **903929** PZ170



**Elemento a L** Unequal edge  
244x128x60x14 mm

Pisa Cod. **901616** PZ160





BEIGE



GRIS



JADE



ANTRACITA


I colori sono indicativi. Colors are just indicative.

**PIASTRELLA 33x33 13x13" • TILE 33x33 13x13"** 

---

325x325x16 mm 12.8x12.8x0.6"

- Beige Cod. **903969** MC485
- Gris Cod. **904189** MC485
- Jade Cod. **903976** MC485
- Antracita Cod. **904602** MC485




**PIASTRELLA 33x50 13x19.7" • TILE 33x50 13x19.7"** 

---

325x492x16 mm 12.8x19.4x0.6"

- Beige Cod. **904476** MC555
- Gris Cod. **904472** MC555
- Jade Cod. **904475** MC555
- Antracita Cod. **904603** MC555



ORIÓN BEIGE 33x33 13x13"





◀ Scheda tecnica  
Technical data sheet

**Orión**  
Smaltato  
Glazed tiles

## Pezzi speciali Special pieces

**Gradino arrotondato 33** Rounded stair-tread 33  
325x330x18 mm




|           |                    |       |
|-----------|--------------------|-------|
| Beige     | Cod. <b>903971</b> | PZ270 |
| Gris      | Cod. <b>904480</b> | PZ270 |
| Jade      | Cod. <b>903978</b> | PZ270 |
| Antracita | Cod. <b>904606</b> | PZ270 |

**Gradino arrotondato 50** Rounded stair-tread 50  
492x330x18 mm



|           |                    |       |
|-----------|--------------------|-------|
| Beige     | Cod. <b>904492</b> | PZ355 |
| Gris      | Cod. <b>904481</b> | PZ355 |
| Jade      | Cod. <b>904488</b> | PZ355 |
| Antracita | Cod. <b>904607</b> | PZ355 |

**Angolo arrotondato** Rounded stair-tread corner  
330x330x18 mm



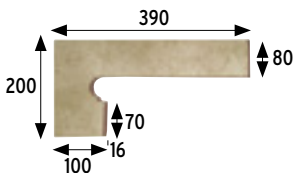
|           |                    |       |
|-----------|--------------------|-------|
| Beige     | Cod. <b>903972</b> | PZ555 |
| Gris      | Cod. <b>904483</b> | PZ555 |
| Jade      | Cod. <b>903979</b> | PZ555 |
| Antracita | Cod. <b>904609</b> | PZ555 |

**Battiscopa** Skirting board  
325x80x16 mm



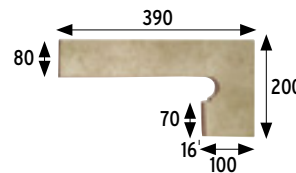
|           |                    |       |
|-----------|--------------------|-------|
| Beige     | Cod. <b>903975</b> | ML160 |
| Gris      | Cod. <b>904479</b> | ML160 |
| Jade      | Cod. <b>903982</b> | ML160 |
| Antracita | Cod. <b>904612</b> | ML160 |

**Zoccolino sinistro** String left side  
390x80/200x100x16 mm




|           |                    |       |
|-----------|--------------------|-------|
| Beige     | Cod. <b>903973</b> | PZ160 |
| Gris      | Cod. <b>904485</b> | PZ160 |
| Jade      | Cod. <b>903980</b> | PZ160 |
| Antracita | Cod. <b>904611</b> | PZ160 |

**Zoccolino destro** String right side  
390x80/200x100x16 mm



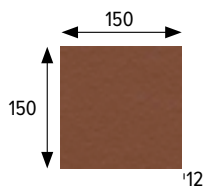
|           |                    |       |
|-----------|--------------------|-------|
| Beige     | Cod. <b>903974</b> | PZ160 |
| Gris      | Cod. <b>904484</b> | PZ160 |
| Jade      | Cod. <b>903981</b> | PZ160 |
| Antracita | Cod. <b>904610</b> | PZ160 |



I colori sono indicativi. Colors are just indicative.

**PIASTRELLA 15x15 5.9x5.9"** • **TILE 15x15 5.9x5.9"**  
 150x150x12 mm 5.9x5.9x0.5"

|             |                    |       |
|-------------|--------------------|-------|
| Red         | Cod. <b>902481</b> | MC580 |
| Flame Red   | Cod. <b>902487</b> | MC580 |
| Flame Brown | Cod. <b>902499</b> | MC580 |
| Black       | Cod. <b>904187</b> | MC700 |
| Grey        | Cod. <b>904795</b> | MC580 |



|                                |                    |       |
|--------------------------------|--------------------|-------|
| <b>Antiscivolo</b> - Anti slip |                    |       |
| Black                          | Cod. <b>903945</b> | MC720 |



QUARRY FLAME BROWN 20x20 7.9x7.9"



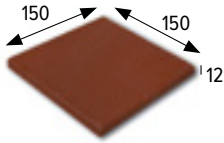
◀ Scheda tecnica  
Technical data sheet

# Quarry

Natural  
Natural tiles

## Pezzi speciali Special pieces


**Bordo/RE15** Edge 15  
150x150x12 mm



|             |                    |       |
|-------------|--------------------|-------|
| Red         | Cod. <b>902482</b> | PZ005 |
| Flame Red   | Cod. <b>902488</b> | PZ005 |
| Flame Brown | Cod. <b>902500</b> | PZ005 |
| Black       | Cod. <b>902561</b> | PZ015 |
| Grey        | Cod. <b>904796</b> | PZ005 |

**Antiscivolo** - Anti slip  
Black Cod. **902640** PZ020

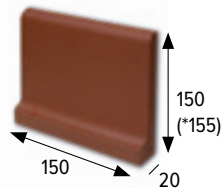
**Angolo/REX 15** Stair-tread corner 15  
150x150x12 mm



|             |                    |       |
|-------------|--------------------|-------|
| Red         | Cod. <b>902483</b> | PZ090 |
| Flame Red   | Cod. <b>902489</b> | PZ090 |
| Flame Brown | Cod. <b>902501</b> | PZ090 |
| Black       | Cod. <b>902562</b> | PZ105 |
| Grey        | Cod. <b>904797</b> | PZ090 |


**Antiscivolo** - Anti slip  
Black Cod. **902641** PZ125

**Battiscopa 15** Skirting board 15\*  
150x150x20 mm




|             |                    |       |
|-------------|--------------------|-------|
| Red         | Cod. <b>906526</b> | PZ025 |
| Flame Red   | Cod. <b>906527</b> | PZ025 |
| Flame Brown | Cod. <b>906528</b> | PZ025 |
| Black       | Cod. <b>906529</b> | PZ040 |
| Grey        | Cod. <b>906530</b> | PZ025 |

**Angolo interno** Internal angle\*  
150x20x20 mm




|             |                    |       |
|-------------|--------------------|-------|
| Red         | Cod. <b>906534</b> | PZ090 |
| Flame Brown | Cod. <b>906535</b> | PZ090 |
| Black       | Cod. <b>906536</b> | PZ105 |
| Grey        | Cod. <b>906537</b> | PZ090 |

**Angolo esterno** External angle\*  
150x20x20 mm



|             |                    |       |
|-------------|--------------------|-------|
| Red         | Cod. <b>906538</b> | PZ090 |
| Flame Brown | Cod. <b>906539</b> | PZ090 |
| Black       | Cod. <b>906540</b> | PZ105 |
| Grey        | Cod. <b>906541</b> | PZ090 |

(\*) Tra parentesi le misure speciali dei colori Black e Flame Brown.  
(\* In brackets special sizes for Black and Flame Brown colors.



**ACIKER NATURALE**  
NATURAL ACIKER



**ACIKER GRIGIO**  
GREY ACIKER



**BIANCO LUCIDO**  
GLOSSY WHITE



I colori sono indicativi. Colors are just indicative.

**PIASTRELLA 12x25 4.7x9.8" • TILE 12x25 4.7x9.8"** —————  
119x244x8/14/18 mm 4.7x9.6x0.3/0.5/0.7 "

Mate · Matt

8 mm

Aciker Naturale / Natural Aciker Cod. **904021** MC420  
Aciker Grigio / Grey Aciker Cod. **904000** MC437

14 mm

Aciker Naturale / Natural Aciker Cod. **905774** MC566  
Aciker Grigio / Grey Aciker Cod. **905479** MC620

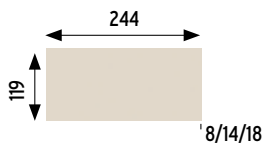
18 mm

Aciker Naturale / Natural Aciker Cod. **901867** MC690

Lucido · Glossy

8 mm

Aciker Naturale / Natural Aciker Cod. **904002** MC417  
Bianco / White Cod. **904011** MC417



**PIASTRELLA 25x25 9.8x9.8" • TILE 25x25 9.8x9.8"** —————  
244x244x8/14 mm 9.6x9.6x0.3/0.5 "

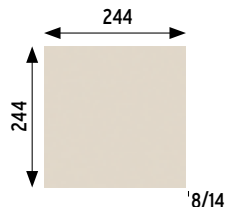
Mate · Matt

8 mm

Aciker Naturale / Natural Aciker Cod. **905333** MC420  
Aciker Grigio / Grey Aciker Cod. **905335** MC515


14 mm

Aciker Naturale / Natural Aciker Cod. **905351** MC566



**Pezzi speciali Special pieces**

**Parabordi External radial tile** —————  
244x42 mm



Mate · Matt

Aciker Naturale / Natural Aciker Cod. **903256** PZ085  
Aciker Grigio / Grey Aciker Cod. **903631** PZ085


**Parabordi di transizione External radial transition tile** —————  
244x42x10 mm



Mate · Matt

Aciker Naturale / Natural Aciker Cod. **905853** PZ420  
Aciker Grigio / Grey Aciker Cod. **906306** PZ420

**Angoliera Internal radial tile** —————  
244x42 mm



Mate · Matt

Aciker Naturale / Natural Aciker Cod. **903255** PZ085  
Aciker Grigio / Grey Aciker Cod. **903632** PZ085


**Angoliera di transizione Internal radial transition tile** —————  
244x42x10 mm



Mate · Matt

Aciker Naturale / Natural Aciker Cod. **905856** PZ420  
Aciker Grigio / Grey Aciker Cod. **906312** PZ420

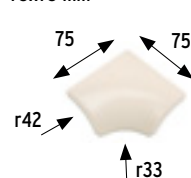
**Angolo esterno angoliera External mitre** —————  
75x75 mm



Mate · Matt

Aciker Naturale / Natural Aciker Cod. **905740** PZ320  
Aciker Grigio / Grey Aciker Cod. **905745** PZ337

**Angolo interno parabordi Internal mitre** —————  
75x75 mm



Mate · Matt

Aciker Naturale / Natural Aciker Cod. **905725** PZ320  
Aciker Grigio / Grey Aciker Cod. **905730** PZ337



Scheda tecnica  
Technical data sheet

# Aciker Industriale

## Industrial Aciker

### Pezzi speciali Special pieces

#### Escocia parabordi esterni Round external mitre



Mate · Matt  
Aciker Naturale /  
Natural Aciker  
Aciker Grigio /  
Grey Aciker  
Cod. **905620** PZ273  
Cod. **905625** PZ283


#### Escocia angoliere interior Round internal mitre



Mate · Matt  
Aciker Naturale /  
Natural Aciker  
Aciker Grigio /  
Grey Aciker  
Cod. **905606** PZ273  
Cod. **905611** PZ283

#### Ang. int. angolo romo Bullnose int. corner

168x168x9,5 mm



Mate · Matt  
Aciker Naturale /  
Natural Aciker  
Aciker Grigio /  
Grey Aciker  
Cod. **905755** PZ330  
Cod. **905760** PZ350

#### Ang. est. angolo romo Bullnose ext. corner


119x119x9,5 mm



Mate · Matt  
Aciker Naturale /  
Natural Aciker  
Aciker Grigio /  
Grey Aciker  
Cod. **905762** PZ330  
Cod. **905767** PZ350

#### Angolo romo Bullnose


244x119x9,5 mm



Mate · Matt  
Aciker Naturale /  
Natural Aciker  
Aciker Grigio /  
Grey Aciker  
Cod. **900687** PZ123  
Cod. **901711** PZ123

#### Canaletta Overflow


244x150x28 mm



Mate · Matt  
Aciker Naturale /  
Natural Aciker  
Aciker Grigio /  
Grey Aciker  
Cod. **900659** PZ293  
Cod. **903340** PZ293

#### Canaletta con scarico Drainage overflow channel

244x150x28 mm



Mate · Matt  
Aciker Naturale /  
Natural Aciker  
Aciker Grigio /  
Grey Aciker  
Cod. **900660** PZ360  
Cod. **903344** PZ360

#### Finale della canaletta End channel piece \*\*


244x150x28 mm



Mate · Matt  
Aciker Naturale /  
Natural Aciker  
Aciker Gris /  
Grey Aciker  
Cod. **903640** PZ375  
Cod. **903636** PZ420

#### Battiscopa radio 33 Skirting board radius 33

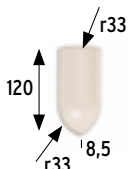
244x120x42 mm



Mate · Matt  
Aciker Naturale /  
Natural Aciker  
Aciker Grigio /  
Grey Aciker  
Cod. **903254** PZ080  
Cod. **902477** PZ135

#### Angolo interno battiscopa Skirting board angle


120x8,5 mm



Mate · Matt  
Aciker Naturale /  
Natural Aciker  
Aciker Grigio /  
Grey Aciker  
Cod. **903257** PZ350  
Cod. **902479** PZ360

#### Angolo esterno battiscopa Skirting board edging

120x75 mm



Mate · Matt  
Aciker Naturale /  
Natural Aciker  
Aciker Grigio /  
Grey Aciker  
Cod. **903258** PZ350  
Cod. **902478** PZ420

Dati di imballaggio/ Packing list p. 15

## DATI DI IMBALLAGGIO KLINKER PACKING LIST KLINKER COLLECTIONS

|  | Spessore (mm)<br>Thickness (mm) | U.M.*              | U.M.       |      | Scatola/Box |            | Pallet/Pallet |        |        |
|--|---------------------------------|--------------------|------------|------|-------------|------------|---------------|--------|--------|
|  |                                 |                    | Pezzi/Pcs. | Kg.  | U.M.        | Pezzi/Pcs. | Kg.           | U.M.   | Kg.    |
| <b>PIASTRELLE / TILES</b>  |                                 |                    |            |      |             |            |               |        |        |
| <b>Piastrella 6x25 2.4x9.8"</b><br>(12x25 4.7x9.8" pre marcata)<br>Tile 6x25 2.4x9.8" (premarked tile 12x25 4.7x9.8")                      | 10                              | m <sup>2</sup> sqm | 62,5       | 17   | 0,64        | 40         | 10,64         | 76,8   | 1276,8 |
| <b>Piastrella 6x25 2.4x9.8"</b><br>(12x25 4.7x9.8" pre marcata)<br>Tile 6x25 2.4x9.8" (premarked tile 12x25 4.7x9.8")<br><b>Cotto Rojo</b> | 10                              | m <sup>2</sup> sqm | 62,5       | 19,3 | 0,64        | 40         | 12,36         | 76,8   | 1483   |
| <b>Piastrella 12x25 4.7x9.8"</b> Tile 12x25 4.7x9.8"   | 10                              | m <sup>2</sup> sqm | 32         | 18   | 0,62        | 20         | 11,24         | 60     | 1348,8 |
| <b>Piastrella 12x25 4.7x9.8"</b> Tile 12x25 4.7x9.8"   | 14                              | m <sup>2</sup> sqm | 32         | 25   | 0,50        | 16         | 12,5          | 60     | 1499   |
| <b>Piastrella Quarry 15x15 5.9x5.9" Red / Flame red</b><br>Tile 15x15 5.9x5.9" Red / Flame red   | 12                              | m <sup>2</sup> sqm | 42         | 25,9 | 0,55        | 23         | 14,2          | 46     | 1192   |
| <b>Piastrella Quarry 15x15 5.9x5.9" Black / Black Anti-slip</b><br>Tile 15x15 5.9x5.9" Black / Black Anti-slip                             | 12                              | m <sup>2</sup> sqm | 42         | 23,9 | 0,528       | 22         | 13,1          | 46     | 1094   |
| <b>Piastrella Quarry 15x15 5.9x5.9" Brown / Grey</b><br>Tile 15x15 5.9x5.9" Brown  | 12                              | m <sup>2</sup> sqm | 42         | 23,9 | 0,55        | 23         | 13,1          | 46     | 1100   |
| <b>Piastrella 25x25 9.8x9.8"</b> Tile 25x25 9.8x9.8"   | 14                              | m <sup>2</sup> sqm | 16         | 26   | 1           | 16         | 26            | 60     | 1560   |
| <b>Piastrella 33x33 13x13"</b> Tile 33x33 13x13"   | 16                              | m <sup>2</sup> sqm | 9          | 32,6 | 0,666       | 6          | 21,75         | 42,624 | 1391   |
| <b>Piastrella 33x50 13x19,7"</b> Tile 33x50 13x19,7"   | 16                              | m <sup>2</sup> sqm | 6          | 32,6 | 0,666       | 4          | 20,83         | 42,624 | 1348   |
| <b>PEZZI SPECIALI / SPECIAL PIECES</b>   |                                 |                    |            |      |             |            |               |        |        |
| <b>Gradino arrotondato 25</b> Rounded stair-tread 25   | 18                              | Pz. Pc.            | 1          | 3,3  | 6           | 6          | 19,8          | 324    | 1069   |
| <b>Gradino arrotondato Cotto 25</b> Rounded stair-tread 25   | 18                              | Pz. Pc.            | 1          | 3,4  | 6           | 6          | 20,4          | 324    | 1102   |
| <b>Gradino arrotondato 33</b> Rounded stair-tread 33   | 18                              | Pz. Pc.            | 1          | 4,4  | 6           | 6          | 26,4          | 216    | 950    |
| <b>Gradino arrotondato 50</b> Rounded stair-tread 50   | 18                              | Pz. Pc.            | 1          | 7,05 | 4           | 4          | 28,23         | 144    | 1016,2 |
| <b>Angolo arrotondato</b> Rounded stair-tread corner   | 18                              | Pz. Pc.            | 1          | 6    | 2           | 2          | 12            | 60     | 360    |
| <b>Battiscopa 25</b> Skirting board 25   | 14                              | ml lm              | 4          | 2,5  | 11,25       | 45         | 27,7          | 450    | 1108   |
| <b>Battiscopa Cotto 25</b> Skirting board 25   | 14                              | ml lm              | 4          | 2,3  | 11,25       | 45         | 26            | 450    | 1038   |
|  |                                 |                    | 4          | 2,3* | 12*         | 48*        | 27,7*         | 480*   | 1108*  |
| <b>Battiscopa 33</b> Skirting board 33   | 16                              | ml lm              | 3          | 2,3  | 8           | 24         | 18,4          | 576    | 1325   |
| <b>Zoccolino sinistro</b> Rounded string left side   | 16                              | Pz. Pc.            | 1          | 1,3  | 10          | 10         | 13            | 300    | 390    |
| <b>Zoccolino destro</b> Rounded string right side  | 16                              | Pz. Pc.            | 1          | 1,3  | 10          | 10         | 13            | 300    | 390    |
| <b>Corrimano 12,5</b> Handrail 12,5  | 18                              | Pz. Pc.            | 1          | 1,8  | 11          | 11         | 19,8          | 396    | 712,8  |
| <b>Corrimano 21,5</b> Handrail 21,5  | 18                              | Pz. Pc.            | 1          | 2,6  | 5           | 5          | 13,2          | 300    | 804    |
|  |                                 |                    | 1          | 2,6* | 7*          | 18,55*     | 420*          | 1113*  |        |
| <b>Corrimano Cotto 21,5</b> Handrail 21,5  | 18                              | Pz. Pc.            | 1          | 4,6  | 4           | 4          | 18,4          | 144    | 662    |
| <b>Corrimano arrotondato</b> Handrail  | -                               | Pz. Pc.            | 1          | 2,35 | 6           | 6          | 14,10         | 240    | 564    |
| <b>Elemento a L</b> Unequal edge   | 14                              | Pz. Pc.            | 1          | 1,2  | 12          | 12         | 14,6          | 720    | 876    |
| <b>Esquina Quarry/REX 15 Red e Flame red</b><br>Red and Flame red corner   | 12                              | Pz. Pc.            | 1          | 0,59 | 23          | 23         | 13,57         | 1932   | 1178   |
| <b>Esquina Quarry/REX 15 Black, Flame brown e Grey</b><br>Black, Flame brown and Grey red corner   | 12                              | Pz. Pc.            | 1          | 0,54 | 23          | 23         | 12,42         | 1932   | 1043   |
| <b>Battiscopa Quarry 15</b><br>Skirting board 15   | 12                              | Pz. Pc.            | 1          | 0,68 | 34          | 34         | 23,1          | 1224   | 832    |
| <b>Angolo interno Quarry</b> Internal angle  | 12                              | Pz. Pc.            | 1          | 0,14 | 15          | 15         | 2,1           | 1680   | 236    |
| <b>Angolo esterno Quarry</b> External angle  | 12                              | Pz. Pc.            | 1          | 0,06 | 18          | 18         | 1,1           | 2016   | 121    |

Fuga consigliata in posatura: 6-8 mm  
Recommended joint width 6-8 mm

♦ Imballaggio speciale colore Rojo.  
♦ Special packing Rojo color.

\* Unità di misura: i pezzi indicati per m<sup>2</sup> sono stati contati considerando le fughe indicate.  
\* Unit of Measure. Items measured in sqm or lm are delivered assuming average joint between pieces.



## DATI DI IMBALLAGGIO PAVIMENTO INDUSTRIALE PACKING LIST TECHNICAL RANGE

|   | Spessore (mm)<br>Thickness (mm) | U.M.*              | U.M.           |       | Scatola/Box |                |       | Pallet/Pallet |        |
|---|---------------------------------|--------------------|----------------|-------|-------------|----------------|-------|---------------|--------|
|   |                                 |                    | Pezzi/<br>Pcs. | Kg.   | U.M.        | Pezzi/<br>Pcs. | Kg.   | U.M.          | Kg.    |
| <b>PIASTRELLE / TILES</b>   |                                 |                    |                |       |             |                |       |               |        |
| Piastrella 12x25 4.7x9.8" Tile 12x25 4.7x9.8" Bianco lucido               | 8                               | m <sup>2</sup> sqm | 32             | 16,68 | 1,06        | 34             | 17,68 | 85            | 1408   |
| Piastrella 12x25 4.7x9.8" Tile 12x25 4.7x9.8" - 8 mm                      | 8                               | m <sup>2</sup> sqm | 32             | 16,37 | 1,06        | 34             | 17,4  | 85            | 1392   |
| Piastrella 12x25 4.7x9.8" Tile 12x25 4.7x9.8" - 14 mm                     | 14                              | m <sup>2</sup> sqm | 32             | 29,02 | 0,59        | 19             | 17,2  | 47,5          | 1378   |
| Piastrella 12x25 4.7x9.8" Tile 12x25 4.7x9.8" - 18 mm Klinker Industriale | 18                              | m <sup>2</sup> sqm | 32             | 36,8  | 0,375       | 12             | 13,8  | 45            | 1656   |
| Piastrella 25x25 9.8x9.8" Tile 25x25 9.8x9.8" - 8 mm                      | 8                               | m <sup>2</sup> sqm | 16             | 17,6  | 0,56        | 9              | 9,52  | 67,5          | 1189   |
| Piastrella 25x25 9.8x9.8" Tile 25x25 9.8x9.8" - 14 mm                     | 14                              | m <sup>2</sup> sqm | 16             | 27,2  | 0,5         | 8              | 13,6  | 40            | 1088   |
| <b>PEZZI SPECIALI / SPECIAL PIECES</b>                                    |                                 |                    |                |       |             |                |       |               |        |
| Parabordi External radial angle   | 8,5                             | Pz. Pc.            | 1              | 0,29  | 40          | 40             | 11,60 | 2880          | 835,20 |
| Angoliera Internal radial angle   | 8,5                             | Pz. Pc.            | 1              | 0,33  | 32          | 32             | 10,56 | 2304          | 760,32 |
| Angolo esterno angoliera External mitre                                   | -                               | Pz. Pc.            | 1              | 0,33  | 4           | 4              | 1,3   | -             | -      |
| Angolo interno parabordi Internal mitre                                   | -                               | Pz. Pc.            | 1              | 0,33  | 4           | 4              | 1,3   | -             | -      |
| Escocia parabordi esterni Round external mitre                            | -                               | Pz. Pc.            | 1              | 0,1   | 24          | 24             | 1,9   | -             | -      |
| Escocia angoliera interni Round internal mitre                            | -                               | Pz. Pc.            | 1              | 0,1   | 24          | 24             | 1,9   | -             | -      |
| Parabordi di transizione External radial transition tile                  | -                               | Pz. Pc.            | 1              | 0,41  | 2           | 2              | 0,82  | 160           | 65,6   |
| Angoliera di transizione Internal radial transition tile                  | -                               | Pz. Pc.            | 1              | 0,41  | 2           | 2              | 0,82  | 160           | 65,6   |
| Angolo romo Bullnose  | 9,5                             | Pz. Pc.            | 1              | 0,65  | 27          | 27             | 17,55 | 2160          | 1404   |
| Ang. int. angolo romo Bullnose int. corner                                | 9,5                             | Pz. Pc.            | 1              | 0,48  | 4           | 4              | 1,9   | -             | -      |
| Ang. est. angolo romo Bullnose ext. corner                                | 9,5                             | Pz. Pc.            | 1              | 0,25  | 4           | 4              | 1     | -             | -      |
| Canaletta Overflow channel  | 28                              | Pz. Pc.            | 1              | 1,3   | 11          | 11             | 14,5  | 704           | 930    |
| Canaletta desague Drainage overflow channel                               | 28                              | Pz. Pc.            | 1              | 1,3   | 11          | 11             | 14,5  | -             | -      |
| Finale della canaletta End channel piece                                  | -                               | Pz. Pc.            | 1              | 1,32  | **          | **             | **    | -             | -      |
| Battiscopa radio 33 Skirting board radius 33                              | 8,5                             | Pz. Pc.            | 1              | 0,86  | 10          | 10             | 8,6   | 720           | 619    |
| Angolo interno Battiscopa Interior skirting board angle                   | 8,5                             | Pz. Pc.            | 1              | 0,16  | 6           | 6              | 0,96  | -             | -      |
| Angolo esterno Battiscopa Exterior skirting board edging                  | 8,5                             | Pz. Pc.            | 1              | 0,24  | 4           | 4              | 0,96  | -             | -      |

Fuga consigliata in posatura: 6 mm  
Recommended joint width: 6 mm

\* Unità di misura: i pezzi indicati per m<sup>2</sup> sono stati contati considerando le fughe indicate.  
\* Unit of Measure. Items measured in sqm or lm are delivered assuming average joint between pieces.

## **GRES DE ARAGÓN, S.A.**

### **FABBRICA E UFFICIO / FACTORY AND OFFICE:**

Ctra. Escatron, 9  
44600 ALCAÑIZ (Teruel) Spain  
Tel. +34 978 830 511  
Fax +34 978 833 003  
gresaragon@gresaragon.com

### **LOGISTICA, VENTA E ESPOSIZIONE / LOGISTICS, COMMERCIAL AND SHOWROOM**

Ctra. Villarreal-Onda, km 9  
12200 ONDA (Castellón) Spain  
Tel. +34 964 626 526  
Fax +34 964 626 585  
onda@gresaragon.com

### **FABBRICA FAVEKER / FAVEKER FACTORY**

Pol. El Regatillo 2,  
Ctra. Alcorisa a Andorra, km 3,5  
44550 ALCORISA (Teruel) Spain  
faveker@gresaragon.com

### **MAGAZZINO LOGISTICO ITALIA / COLLECTING POINT ITALY**

FORGIONE / TRANS GRAU  
Via Dei Crociali, 21  
41042 FIORANO MODENESE (MO)  
Tel. 0536 1962016

[www.gresaragon.com](http://www.gresaragon.com)

[www.faveker.com](http://www.faveker.com)



ACREDITADO POR ENAC  
\* Fabbrica Alcañiz



ACREDITADO POR ENAC  
\* Fabbrica Alcañiz  
e Faveker,  
Centro logistico  
e commerciale



ACREDITADO POR ENAC  
\* Fabbrica Alcañiz  
e Faveker