



	<b>PORCELÁNICO</b> PORCELAIN TILES
	<b>ESMALTADO</b> GLAZED
	<b>A1 no reacciona al fuego</b> A1 does not react to fire
	<b>&lt;1% / &lt;0,6%</b> máx 2 mm
	<b>E≤0,5%</b>
	<b>5,8x10<sup>-6</sup>°C<sup>-1</sup></b>
	<b>&gt;40N/mm<sup>2</sup></b>
	<b>Antideslizante-Anti slip</b> Gris, Beige, Blanco PEI 4 Antracita PEI 3
	<b>Liso-Smooth</b> Gris, Beige, Blanco PEI 4 Antracita PEI 3
	<b>clase 5</b> class 5
	<b>Antideslizante clase 3</b> Anti slip class 3 <b>Liso clase 1</b> Smooth class 1
	<b>Antideslizante-Anti slip</b> C <b>Liso-Smooth</b> A
	<b>Antideslizante-Anti slip</b> R11 <b>Liso-Smooth</b> R9
	<b>sí/yes</b>
	✓
	✓
	✓
	<b>V3 moderado</b> mild
	<b>R&gt;2</b> Reducción antibacteriana >99 %




TIBET BLANCO 60x120 23.6x47.2"



# Tibet

PORCELÁNICOS  
PORCELAIN TILES

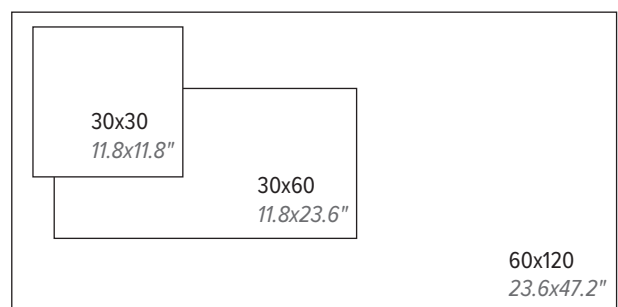
Los colores son indicativos. Colors are just indicative.



30x30 · 30x60 · 60x120 (cm)

11.8x11.8 · 11.8x23.6 · 23.6x47.2 (pulgadas/inches)

**Formatos / Sizes**



Para información más detallada por formato/color, consultar en la web de la colección.

For more detailed information by format/color, consult the collection's website.

# Tibet

PORCELÁNICOS  
PORCELAIN TILES

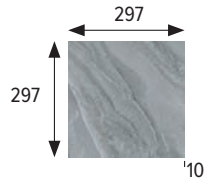
BASES TILES



## BASE 30x30 11.8x11.8" · TILE 30x30 11.8x11.8"

Antideslizante · Anti slip

Blanco	Cod. <b>904911</b> ▶ MC479
Gris	Cod. <b>904912</b> ▶ MC479
Beige	Cod. <b>904913</b> ▶ MC479
Antracita	Cod. <b>904914</b> ▶ MC479




297x297x10 mm  
11.7x11.7x0.4"

## BASE 30x60 11.8x23.6" · TILE 30x60 11.8x23.6"

Antideslizante · Anti slip

Blanco	Cod. <b>904919</b> ▶ MC479
Gris	Cod. <b>904920</b> ▶ MC479
Beige	Cod. <b>904921</b> ▶ MC479
Antracita	Cod. <b>904922</b> ▶ MC479



297x597x10 mm  
11.7x23.5x0.4"

## BASE 60x120 23.6x47.2" · TILE 60x120 23.6x47.2" Rectificada · Rectified

Antideslizante · Anti slip

Blanco	Cod. <b>906201</b> ▶ MC567
Gris	Cod. <b>906202</b> ▶ MC567
Beige	Cod. <b>906203</b> ▶ MC567
Antracita	Cod. <b>906273</b> ▶ MC567

Liso · Smooth

Blanco	Cod. <b>906195</b> ▶ MC567
Gris	Cod. <b>906197</b> ▶ MC567
Beige	Cod. <b>906274</b> ▶ MC567
Antracita	Cod. <b>906196</b> ▶ MC567



597x1197x10 mm  
23.5x47.1x0.4"

	Espesor (mm) Thickness (mm)	U.M.*	U.M.		Caja/Box			Palet/Pallet	
			Pzs./Pcs.	Kg.	U.M.	Pzs./Pcs.	Kg.	U.M.	Kg.
Base 30x30 11.8x11.8" Tile 30x30 11.8x11.8"	10	m <sup>2</sup> sqm	11,11	21,54	0,99	11	21,33	71,29	1536
Base 30x60 11.8x23.6" Tile 30x60 11.8x23.6"	10	m <sup>2</sup> sqm	5,55	21,65	1,08	6	23,38	64,86	1403
Base 60x120 23.6x47.2" Tile 60x120 23.6x47.2"	10	m <sup>2</sup> sqm	1,39	22,6	1,44	2	32,6	43,2	978

\* Unidad de Medida. Los artículos medidos en m<sup>2</sup> o ml se sirven contando la junta normal entre piezas.  
\* Unit of Measure. Items measured in sqm or lm are delivered assuming average joint between pieces.

Anchura recomendada de la junta de colocación: Consultar pág. 15.  
Recommended joint width: See pg. 15.



BLANCO




GRIS



BEIGE



ANTRACITA



TIBET BLANCO 60x120 23.6x47.2"




# Tibet

## PIEZAS ESPECIALES SPECIAL PIECES Escaleras Steps

### Peldaño redondeado 120 · Rounded stair-tread 120

Liso · Smooth

Blanco	Cod. <b>970171</b>	▶ PZ724
Gris	Cod. <b>970163</b>	▶ PZ724
Beige	Cod. <b>970162</b>	▶ PZ724
Antracita	Cod. <b>970172</b>	▶ PZ724



1197x330x14 mm

### Peldaño redondeado 150\* · Rounded stair-tread 150


\* Disponible bajo pedido. / Available on demand.

### Peldaño redondeado 180\* · Rounded stair-tread 180

\* Disponible bajo pedido. / Available on demand.

### Tapa peldaño redonda izda. · Left rounded step cover

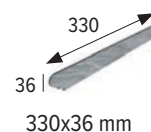
Blanco	Cod. <b>905259</b>	▶ PZ195
Gris	Cod. <b>905258</b>	▶ PZ195
Beige	Cod. <b>905260</b>	▶ PZ195
Antracita	Cod. <b>905261</b>	▶ PZ195



330x36 mm

### Tapa peldaño redonda dcha. · Right rounded step cover

Blanco	Cod. <b>905255</b>	▶ PZ195
Gris	Cod. <b>905254</b>	▶ PZ195
Beige	Cod. <b>905256</b>	▶ PZ195
Antracita	Cod. <b>905257</b>	▶ PZ195



330x36 mm

### Zanquín redondeado izda. · Rounded string left side

Liso · Smooth


Blanco	Cod. <b>906041</b>	▶ JG245
Gris	Cod. <b>906042</b>	▶ JG245
Beige	Cod. <b>906043</b>	▶ JG245
Antracita	Cod. <b>906044</b>	▶ JG245



### Zanquín redondeado dcha. · Rounded string right side

Liso · Smooth

Blanco	Cod. <b>906045</b>	▶ JG245
Gris	Cod. <b>906046</b>	▶ JG245
Beige	Cod. <b>906047</b>	▶ JG245
Antracita	Cod. <b>906048</b>	▶ JG245




\* Las piezas se servirán con una longitud aproximada de 393 mm para ajustar a la medida deseada en obra.

The pieces will be served with an approximate length of 393 mm to adjust to the desired size on the construction place.

### Tabica 15x120 · Riser 15x120

Liso · Smooth

Blanco	Cod. <b>904935</b>	▶ PZ223
Gris	Cod. <b>904936</b>	▶ PZ223
Beige	Cod. <b>904937</b>	▶ PZ223
Antracita	Cod. <b>904938</b>	▶ PZ223




1197x147x10,4 mm

### Tabica 15x150 · Riser 15x150

Liso · Smooth


Blanco	Cod. <b>906382</b>	▶ PZ283
Gris	Cod. <b>906355</b>	▶ PZ283
Beige	Cod. <b>906354</b>	▶ PZ283
Antracita	Cod. <b>906356</b>	▶ PZ283



1497x147x10 mm



TIBET ANTRACITA 30x30 11.8x11.8"




### Peldaño recto 120 · Straight stair-tread 120

Antideslizante · Anti slip

Blanco	Cod. <b>970127</b>	▶ PZ724
Gris	Cod. <b>970128</b>	▶ PZ724
Beige	Cod. <b>970129</b>	▶ PZ724
Antracita	Cod. <b>970130</b>	▶ PZ724

Liso · Smooth

Blanco	Cod. <b>970666</b>	▶ PZ724
Gris	Cod. <b>970667</b>	▶ PZ724
Beige	Cod. <b>970668</b>	▶ PZ724
Antracita	Cod. <b>970669</b>	▶ PZ724



1197x315x14 mm

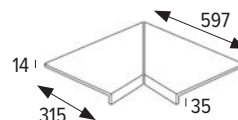
### Peldaño recto 150 · Straight stair-tread 150

Antideslizante · Anti slip

Blanco	Cod. <b>970397</b>	▶ PZ750
Gris	Cod. <b>970396</b>	▶ PZ750
Beige	Cod. <b>970395</b>	▶ PZ750
Antracita	Cod. <b>970398</b>	▶ PZ750



1497x315x14 mm



▶ Peldaño recto ingleteado bajo pedido  
Mitered straight stair tread on demand

### Peldaño recto 180\* · Straight stair-tread 180

\* Disponible bajo pedido. / Available on demand.

### Rodapié 40 · Skirting board 40

Liso · Smooth


Blanco	Cod. <b>906037</b>	▶ ML230
Gris	Cod. <b>906038</b>	▶ ML230
Beige	Cod. <b>906039</b>	▶ ML230
Antracita	Cod. <b>906040</b>	▶ ML230



397x80x9,5 mm

### Tapa peldaño recta · Rounded stair-tread corner

Blanco	Cod. <b>905300</b>	▶ PZ195
Gris	Cod. <b>905299</b>	▶ PZ195
Beige	Cod. <b>905301</b>	▶ PZ195
Antracita	Cod. <b>905302</b>	▶ PZ195




315x35 mm

### Zanquín recto izda. · Straight string left side

Liso · Smooth

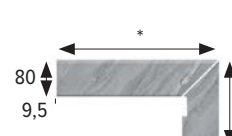
Blanco	Cod. <b>906049</b>	▶ JG245
Gris	Cod. <b>906050</b>	▶ JG245
Beige	Cod. <b>906051</b>	▶ JG245
Antracita	Cod. <b>906052</b>	▶ JG245



### Zanquín recto dcha. · Straight string right side

Liso · Smooth

Blanco	Cod. <b>906053</b>	▶ JG245
Gris	Cod. <b>906054</b>	▶ JG245
Beige	Cod. <b>906055</b>	▶ JG245
Antracita	Cod. <b>906056</b>	▶ JG245



\* Las piezas se servirán con una longitud aproximada de 393 mm para ajustar a la medida deseada en obra.  
The pieces will be served with an approximate length of 393 mm to adjust to the desired size on the construction place.

	Espesor (mm) Thickness (mm)	U.M.*	U.M.		Caja/Box			Palet/Pallet	
			Pzs./Pcs.	Kg.	U.M.	Pzs./Pcs.	Kg.	U.M.	Kg.
Peldaño redondeado 120 Rounded stair-tread 120	14	Pz. Pc.	1	12,1	2	2	24,2	64	768,6
Tapa peldaño redonda izda. Left rounded step cover	-	Pz. Pc.	1	0,17	10	10	1,7	**	**
Tapa peldaño redonda dcha. Right rounded step cover	-	Pz. Pc.	1	0,17	10	10	1,7	**	**
Zanquín redondeado izda. Rounded string left	9,5	Jg. set	2	3,29	5	10	16,4	**	**
Zanquín redondeado dcha. Rounded string right	9,5	Jg. set	2	3,29	5	10	16,4	**	**
Tabica 15x120 Riser 15x120	10,4	Pz. Pc.	1	4,24	6	6	25,4	264	1119
Tabica 15x150 Riser 15x150	10	Pz. Pc.	1	5,891	4	4	24	144	889
Peldaño recto 120 Straight stair-tread 120	14	Pz. Pc.	1	11,32	2	2	22,6	64	724,5
Peldaño recto 150 Straight stair-tread 150	14	Pz. Pc.	1	14,44	4	4	57,76	36	519,84
Rodapié 40 Skirting board 40	9,5	ml lm	2,5	1,90	10	25	19,03	460	875,15
Tapa peldaño recta Straight step cover	-	Pz. Pc.	1	0,17	10	10	1,7	**	**
Zanquín recto izda. Straight string left	9,5	Jg. set	2	3,29	5	10	16,4	**	**
Zanquín recto dcha. Straight string right	9,5	Jg. set	2	3,29	5	10	16,4	**	**

\* Unidad de Medida. Los artículos medidos en m<sup>2</sup> o ml se sirven contando la junta normal entre piezas.  
\* Unit of Measure. Items measured in sqm or lm are delivered assuming average joint between pieces.


\*\* Consultar datos de embalaje con fábrica  
\*\* Ask for packing information to the factory

Anchura recomendada de la junta de colocación: Consultar pág. 15.  
Recommended joint width: See pg. 15.

### Borde desbordante 60 · Overflowing edge 60

Antideslizante · Anti slip

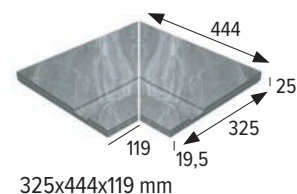
Blanco	Cod. <b>970265</b>	▶ PZ650
Gris	Cod. <b>970266</b>	▶ PZ650
Beige	Cod. <b>970267</b>	▶ PZ650



### Esq. int. borde desbordante · Overflowing internal edge

Antideslizante · Anti slip

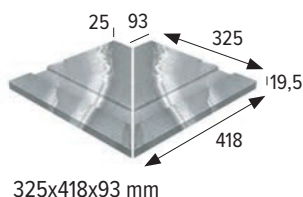
Blanco	Cod. <b>904987</b>	▶ JG762
Gris	Cod. <b>904988</b>	▶ JG762
Beige	Cod. <b>904989</b>	▶ JG762



### Esq. ext. borde desbordante · Overflowing external edge

Antideslizante · Anti slip


Blanco	Cod. <b>904991</b>	▶ JG762
Gris	Cod. <b>904992</b>	▶ JG762
Beige	Cod. <b>904993</b>	▶ JG762



### Rejilla monocompact ranurada · Monocompact grooved grid\*\*

Antideslizante · Anti slip

Blanco	Cod. <b>904995</b>	▶ PZ595
Gris	Cod. <b>904996</b>	▶ PZ595
Beige	Cod. <b>904997</b>	▶ PZ595




\*\* En rejillas, los agujeros siempre deben ir paralelos al vaso para su mayor resistencia, con canal de 250 mm de ancho.

\*\* Install the grids with the holes always parallel to the pool vessel to get a greater resistance, with a channel 250 mm wide.

### Esquina rejilla · Corner grid

Antideslizante · Anti slip


Blanco	Cod. <b>904999</b>	▶ JG761
Gris	Cod. <b>905000</b>	▶ JG761
Beige	Cod. <b>905001</b>	▶ JG761



### Rejilla flexible ranurada · Grooved Flexible grid \*

Antideslizante · Anti slip

Blanco	Cod. <b>905003</b>	▶ ML780
Gris	Cod. <b>905004</b>	▶ ML780
Beige	Cod. <b>905005</b>	▶ ML780




\* Disponible bajo pedido. / Available on demand. Ver/See pg. 14.

### Canaleta · Overflow channel\*

Antideslizante · Anti slip

Blanco	Cod. <b>905007</b>	▶ PZ382
Gris	Cod. <b>905008</b>	▶ PZ382
Beige	Cod. <b>905009</b>	▶ PZ382




\* Disponible Canaleta con desagüe.  
\* Overflow channel with drainage available.

### Rejilla cerámica oculta · Hidden ceramic grid

Antideslizante · Anti slip



Blanco	Cod. <b>970642</b>	▶ PZ730
Gris	Cod. <b>970643</b>	▶ PZ730
Beige	Cod. <b>970726</b>	▶ PZ730



### Borde monocompact 120 · Monocompact edge 120

Antideslizante · Anti slip

Blanco	Cod. <b>970664</b>	▶ PZ730
Beige	Cod. <b>970665</b>	▶ PZ730



TIBET GRIS 30x60 11.8x23.6"



### Cantonera · External radial tile

Antideslizante · Anti slip

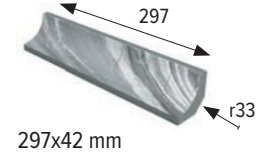
Blanco	Cod. <b>905015</b> ▶ PZ123
Gris	Cod. <b>905016</b> ▶ PZ123
Beige	Cod. <b>905017</b> ▶ PZ123



### Rinconera · Internal radial tile

Antideslizante · Anti slip


Blanco	Cod. <b>905011</b> ▶ PZ123
Gris	Cod. <b>905012</b> ▶ PZ123
Beige	Cod. <b>905013</b> ▶ PZ123



### Esq. ext. cantonera · External mitre

Antideslizante · Anti slip

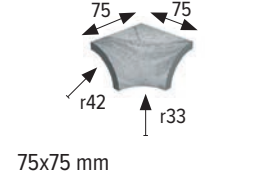
Blanco	Cod. <b>905031</b> ▶ PZ360
Gris	Cod. <b>905032</b> ▶ PZ360
Beige	Cod. <b>905033</b> ▶ PZ360



### Esq. int. rinconera · Internal mitre

Antideslizante · Anti slip

Blanco	Cod. <b>905027</b> ▶ PZ360
Gris	Cod. <b>905028</b> ▶ PZ360
Beige	Cod. <b>905029</b> ▶ PZ360



### Escocia cantonera exterior · Round external mitre

Antideslizante · Anti slip


Blanco	Cod. <b>905023</b> ▶ PZ283
Gris	Cod. <b>905024</b> ▶ PZ283
Beige	Cod. <b>905025</b> ▶ PZ283



### Escocia rinconera interior · Round internal mitre

Antideslizante · Anti slip


Blanco	Cod. <b>905019</b> ▶ PZ283
Gris	Cod. <b>905020</b> ▶ PZ283
Beige	Cod. <b>905021</b> ▶ PZ283



### Cantonera transición · External radial transition tile

Antideslizante · Anti slip


Blanco	Cod. <b>906238</b> ▶ PZ420
Gris	Cod. <b>906237</b> ▶ PZ420
Beige	Cod. <b>906236</b> ▶ PZ420



### Rinconera transición · Internal radial transition tile

Antideslizante · Anti slip

Blanco	Cod. <b>906241</b> ▶ PZ420
Gris	Cod. <b>906240</b> ▶ PZ420
Beige	Cod. <b>906239</b> ▶ PZ420



	Espesor (mm) Thickness (mm)	U.M.*	U.M.		Caja/Box			Palet/Pallet	
			Pzs./Pcs.	Kg.	U.M.	Pzs./Pcs.	Kg.	U.M.	Kg.
<b>Borde desbordante 60</b> Overflowing edge 60	25	Pz. Pc.	1	7,9	4	2	34,56	72	631
<b>Esq. int. borde desbordante</b> Overflowing internal edge	25	Jg. Set	2	7	2	4	14	-	-
<b>Esq. ext. borde desbordante</b> Overflowing external edge	25	Jg. Set	2	7	2	4	14	-	-
<b>Rejilla monocompact ranurada</b> Monocompact grooved grid	25	Pz. Pc.	1	4,2	5	5	20,8	315	1310
<b>Esquina rejilla</b> Corner grid	25	Set Set	1	7,96	1	2	7,96	-	-
<b>Rejilla flexible ranurada</b> Grooved Flexible grid	25	Pz. Pc.	1	12,7	1	1	12,7	30	381
<b>Canaleta</b> Overflow channel	30	Pz. Pc.	1	2,5	4	4	10,2	288	734
<b>Rejilla cerámica oculta</b> Hidden ceramic grid	30	Pz. Pc.	1	6,6	3	3	19,8	60	396
<b>Borde monocompact 120</b> Monocompact edge 120	27	Pz. Pc.	1	26,8	1	1	26,8	36	985
<b>Cantonera</b> External radial tile	-	Pz. Pc.	1	0,34	42	42	14,5	1512	522
<b>Rinconera</b> Internal radial tile	-	Pz. Pc.	1	0,41	35	35	14,2	1260	511
<b>Esq. exterior cantonera</b> External mitre	-	Pz. Pc.	1	0,33	4	4	1,3	-	-
<b>Esq. interior rinconera</b> Internal mitre	-	Pz. Pc.	1	0,33	4	4	1,3	-	-
<b>Escocia cantonera exterior</b> Round external mitre	-	Pz. Pc.	1	0,1	24	24	1,9	-	-
<b>Escocia rinconera interior</b> Round internal mitre	-	Pz. Pc.	1	0,1	24	24	1,9	-	-
<b>Cantonera transición</b> External radial transition tile	-	Pz. Pc.	1	0,48	2	2	0,96	160	76,8
<b>Rinconera transición</b> Internal radial transition tile	-	Pz. Pc.	1	0,41	2	2	0,82	160	65,6

\* Unidad de Medida. Los artículos medidos en m<sup>2</sup> o ml se sirven contando la junta normal entre piezas.  
\* Unit of Measure. Items measured in sqm or lm are delivered assuming average joint between pieces.


\*\* Consultar datos de embalaje con fábrica  
\*\* Ask for packing information to the factory

Anchura recomendada de la junta de colocación: Consultar pág. 15. / Recommended joint width: See pg. 15.



# Tibet





TIBET BLANCO 30X60 11.8x23.6"