

# stone

ESMALTADOS GLAZED TILES

**33x33 · 33x50**  
Formatos / Sizes (cm)

Para información más detallada por formato/color, consultar en la web de la colección  
For more detailed information by format/color, consult the collection's website

	ESMALTADO GLAZED
	A1 no reacciona al fuego A1 does not react to fire
	<1,25% máx 2 mm
	3<E≤6%
	5,2x10 <sup>-6</sup> x C <sup>-1</sup>
	20N/mm <sup>2</sup>
	Gris PEI 3 Beige PEI 4
	clase 5 class 5
	clase 2 class 2
	B
	R10
	si/yes
	✓
	✓
	✓
	✓



Beige



Gris

Los colores son indicativos. Colors are just indicative.



Stone Gris 33x50

# stone

ESMALTADOS GLAZED TILES

## Bases Tiles



### BASE 33x33 TILE 33x33




Beige Cod. 902961 · MC510 ·  
Gris Cod. 902960 · MC510 ·

### BASE DECORADOS 33x33 DECOR TILE 33x33




Beige Cod. 902965 · MC510 ·  
Gris Cod. 902964 · MC510 ·

### BASE 33x50 TILE 33x50



Beige Cod. 902925 · MC555 ·  
Gris Cod. 902932 · MC555 ·

### BASE DECORADOS 33x50 DECOR TILE 33x50



Beige Cod. 902931 · MC555 ·  
Gris Cod. 902938 · MC555 ·

		Esesor (mm) Thickness (mm)	U.M.*	U.M./Caja U.M./Box	U.M./Palet U.M./Pallet	Pzs./U.M. Pcs./U.M.	Pzs./Caja Pcs./Box	Kg./U.M. Kg./U.M.	Kg./Caja Kg./Box	Kg./Palet Kg./Pallet
Base/decorados 33x33	Decor/Tile 33x33	16	m <sup>2</sup> sqm	0,666	42,624	9	6	32,6	21,75	1391
Base/decorados 33x50	Decor/Tile 33x50	16	m <sup>2</sup> sqm	0,666	42,624	6	4	32,6	20,83	1348

\* Unidad de Medida. Los articulos medidos en m<sup>2</sup> o ml se sirven contando la junta normal entre piezas.

\* Unit of Measure. Items measured in sqm or lm are delivered assuming average joint between pieces.



Stone Beige 33x50

# Piezas especiales Special pieces Escaleras Steps

## Peldaño redondeado Rounded stair-tread

### PELDAÑO REDONDEADO 33 ROUNDED STAIR-TREAD 33



Beige Cod. 901510 ·PZ270·  
Gris Cod. 903548 ·PZ270·


## Peldaño recto Straight stair-tread

### PELDAÑO RECTO 33 STRAIGHT STAIR-TREAD 33




Beige Cod. 902963 ·PZ275·  
Gris Cod. 902962 ·PZ275·

### PELDAÑO RECTO 50 STRAIGHT STAIR-TREAD 50



Beige Cod. 902926 ·PZ355·  
Gris Cod. 902933 ·PZ355·

### ESQUINA REDONDEADA ROUNDED STAIR-TREAD CORNER



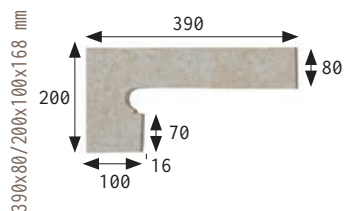
Beige Cod. 901511 ·PZ555·  
Gris Cod. 903549 ·PZ555·

### ESQUINA RECTA STAIR-TREAD CORNER



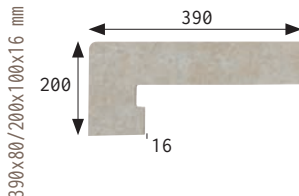
Beige Cod. 902927 ·PZ555·  
Gris Cod. 902934 ·PZ555·

### ZANQUÍN REDONDEADO IZDA. ROUNDED STRING LEFT SIDE



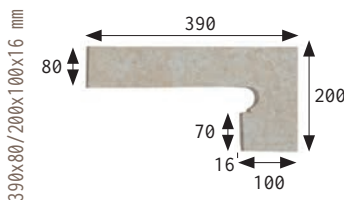
Beige Cod. 904124 ·PZ160·  
Gris Cod. 904125 ·PZ160·

### ZANQUÍN RECTO IZDA. STRAIGHT STRING LEFT SIDE



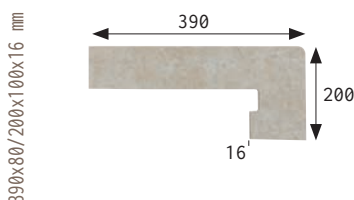
Beige Cod. 902929 ·PZ160·  
Gris Cod. 902936 ·PZ160·

### ZANQUÍN REDONDEADO DCHA. ROUNDED STRING RIGHT SIDE



Beige Cod. 904126 ·PZ160·  
Gris Cod. 904127 ·PZ160·

### ZANQUÍN RECTO DCHA. STRAIGHT STRING RIGHT SIDE



Beige Cod. 902930 ·PZ160·  
Gris Cod. 902937 ·PZ160·

## Piezas especiales Special pieces

### RODAPIÉ SKIRTING BOARD



Beige Cod. 902928 ·ML160·  
Gris Cod. 902935 ·ML160·

# stone



	Espesor (mm) Thickness (mm)	U.M.*	U.M./Caja U.M./Box	U.M./Palet U.M./Pallet	Pzs./U.M. Pcs./U.M.	Pzs./Caja Pcs./Box	Kg./U.M. Kg./U.M.	Kg./Caja Kg./Box	Kg./Palet Kg./Pallet
Peldaño redondeado 33 Rounded stair-tread 33	18	Pz. Pc.	6	216	1	6	4,4	26,4	950
Esquina redondeada Rounded stair-tread corner	18	Pz. Pc.	2	60	1	2	6	12	360
Zanquín redondeado izda. Rounded string left side	16	Pz. Pc.	10	300	1	10	1,3	13	390
Zanquín redondeado dcha. Rounded string right side	16	Pz. Pc.	10	300	1	10	1,3	13	390
Peldaño recto 33 Straight stair-tread 33	18	Pz. Pc.	6	216	1	6	4,6	27,6	994
Peldaño recto 50 Straight stair-tread 50	18	Pz. Pc.	4	144	1	4	6,45	25,8	928
Esquina recta Stair-tread corner	18	Pz. Pc.	2	60	1	2	5,07	10,15	319
Zanquín recto izda. Straight string left side	16	Pz. Pc.	10	300	1	10	1,3	13	390
Zanquín recto dcha. Straight string right side	16	Pz. Pc.	10	300	1	10	1,3	13	390
Rodapié Skirting board	16	m1 lm	8	576	3	24	2,3	18,4	1325

\* Unidad de Medida. Los artículos medidos en m<sup>2</sup> o ml se sirven contando la junta normal entre piezas.  
\* Unit of Measure. Items measured in sqm or lm are delivered assuming average joint between pieces.

Anchura recomendada de la junta de colocación: 6-8 mm  
Recommended joint width 6-8 mm